

CLASSIC
PRODUCT OVERVIEW
Cooling units



3 unit lines

CLASSIC



COOLING SYSTEMS

Flexibility and performance for every requirement

Our range of cooling units offers a wide selection of models with **cooling capacities from 5 to 259 kW** – perfectly tailored to a wide variety of industrial applications.

- **Air- or water-cooled versions** for maximum adaptability
- **Three different refrigerant options** for optimum efficiency and sustainability
- **Heating** (only with tank) switchable depending on model/as an option
- **with or without tank** depending on model/as an option

Whether for precise process cooling or demanding environments – our cooling units deliver reliable performance and maximum efficiency.



Standard-Line

R-134a efficiency under tropical conditions

Refrigerating agent: R-134a / GWP 1430 **Application range:** +10°C up to +40°C **Air temperature up to:** +45°C

TT recommends this gas: R-134a is the ideal choice for hot climates as it remains stable and efficient even under extreme conditions. The low operating pressures reduce the load on the components, extend the service life of the system and ensure consistently reliable cooling performance.

Performance-Line (HP)

R-407C – Highest cooling capacity at moderate temperatures

Refrigerating agent: = R-407c / GWP 1774 **Application range:** +10°C up to 30°C **Air temperature up to:** +30°C

TT recommends this gas: = R-407c impresses with its high cooling capacity and efficient performance, especially in water-cooled process cooling systems. Its operating mode is optimally adapted to low to medium ambient temperatures.

Eco-Line (LG)

R-1234yf – The environmentally friendly alternative

Refrigerating agent: R-1234 yf / GWP < 4 **Application range:** +10°C up to 40°C **Air temperature up to:** +45°C

TT recommends this gas: R-1234yf combines high performance with a particularly low global warming potential (GWP). Ideal for moderate to high ambient temperatures, it is gentle on components thanks to low operating pressures and at the same time ensures energy-efficient and future-proof cooling.

Execution variants

Air-cooled

- **Low installation costs:** As no water circuit is required, the costs for pipework and water treatment are eliminated.
- **Easy to maintain:** Less complex as no water system to clean or monitor.
- **Flexibility:** Can be installed in almost any environment, as no access to water sources is required.

How it works: In air-cooled cooling, the heat of the refrigerant is transferred to the ambient air via a condenser and fan. The refrigerant is cooled and liquefied before it continues to circulate in the circuit.

Requirements

- Sufficient air circulation must be ensured
- Efficiency can drop at high ambient temperatures

Water-cooled

- **Regardless of the ambient temperature:** Water-cooled systems deliver maximum efficiency, even at high ambient temperatures.
- **Constant performance:** The performance remains stable regardless of the outside temperature.
- **Quiet operation:** As no large fans are required for air cooling, the system operates more quietly.

How it works: The heat from the refrigerant is transferred to a separate cooling water system via a heat exchanger. The heated water is then cooled via a cooling tower or another cooling source and reused.

Prerequisites

- Access to a water supply or a closed cooling circuit
- Regular maintenance required as well as adequate water treatment

Heating system

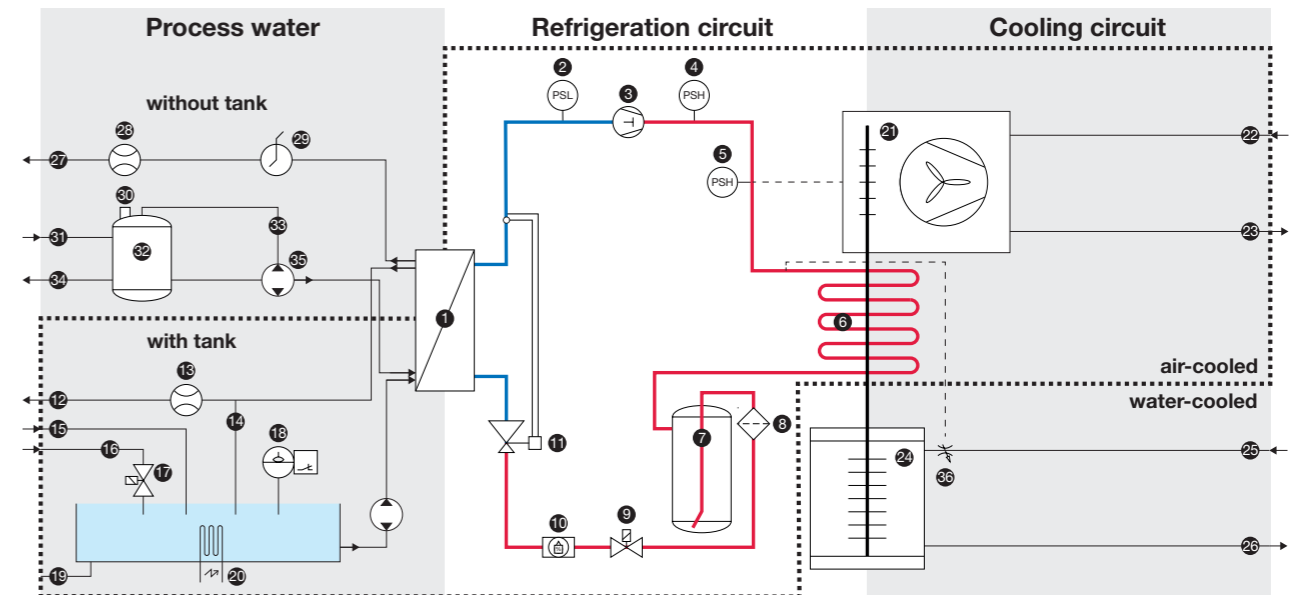
The integrated powerful heater expands the function of the cooling unit to that of a temperature control unit.

Tankless cooling

Maximum performance without water loss: Our innovative **tankless cooling units with a suction tank** have been specially developed for closed water circuits. Instead of an open tank, a closed suction tank ensures efficient and safe operation. Thanks to vacuum technology, the water is reliably drawn into the circuit, cooled in the plate heat exchanger and continuously reused - without evaporation losses or overflowing.

The result: **a stable, resource-saving cooling process with minimal maintenance requirements.**

Rely on sustainable cooling that saves water and optimally supports your processes.



1 evaporator, 2 LP pressure switch, 3 compressor, 4 HP pressure switch, 5 HP pressure switch, 6 condenser, 7 receiver, 8 filter, 9 solenoid valve, 10 humidity indicator, 11 expansion valve, 12 outlet, 13 flow sensor, 14 bypass, 15 inlet, 16 automatic top-up, 17 solenoid valve, 18 level sensor, 19 drain, 20 heating element, 21 air cooling, 22 air inlet, 23 air outlet, 24 water cooling, 25 cooling water inlet, 26 cooling water outlet, 27 outlet, 28 flow sensor, 29 pressure switch with paddle, 30 venting and manual top-up, 31 inlet, 32 suction tank, 33 venting, 34 draining, 35 pump, 36 pressure-controlled water valve

CLASSIC Product line

Functions

- Self-optimizing temperature controller with temperature display 1/10 °C – steps
- Display in °C or °F and l/min or gal/min
- Digital flow display and monitoring (depending on device)
- Integrated heating (depending on device)
- Automatic or manual refill
- Leakstopper device – operation in pressure and vacuum mode possible (depending on device)

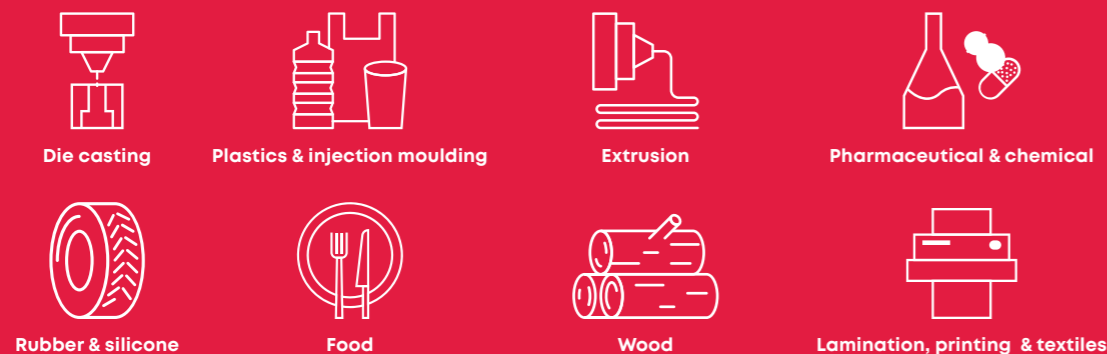
Construction

- Submersible sealless pump made from bronze (depending on device)
- Proven pump with mechanical seal (depending on device)
- Long life expectancy due to the electronic control of the compressors operating time
- All parts in contact with water are made of stainless steel or bronze
- Unit on castors or adjustable feet (depending on device)

Safety features

- Automatic level control with prewarning at low water level
- Electronic temperature limitation and monitoring in the controller
- Mechanical safety thermostats
- Mechanical pressure monitoring in the refrigeration circuit
- Visual and acoustic fault indications
- Integrated circuit breakers
- Main switch, transformer and motor protection switch
- Moisture indicator for refrigeration circuit

Our product overview Customised to your industry



MP-888 Controller

Structure

- Compact controller with predefined machine settings (according to appliance type)
- PID control with 2-point cooling switchable to PID cooling

Operation and display

- Simple operation via key combinations
- Clear display of operating mode, setpoint actual temperature and flow rate
- Physical units selectable

Functions and security

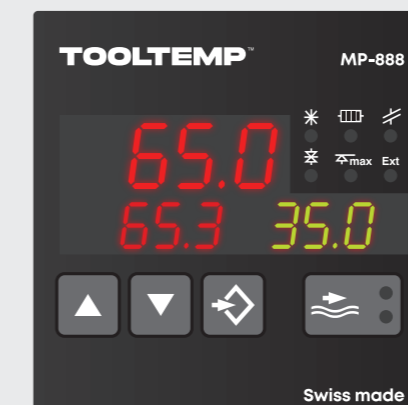
- Visual error messages
- Limit value monitoring for excessive temperature deviation between setpoint and actual value
- Flow monitoring

Interfaces

- Analogue: entrance 0-10 V, (0)4-20 mA exit 0-10 V

Technical data

- Control voltage: 230 V
- Languages: numerical parameters



MP-988 Controller

Structure

- Compact controller with predefined machine settings (according to appliance type)
- PID control with 2-point cooling switchable to PID cooling

Operation and display

- Simple operation via key combinations
- Clear display of operating mode, setpoint actual temperature and flow rate
- Display of up to three measuring points
- Physical units selectable

Functions and security

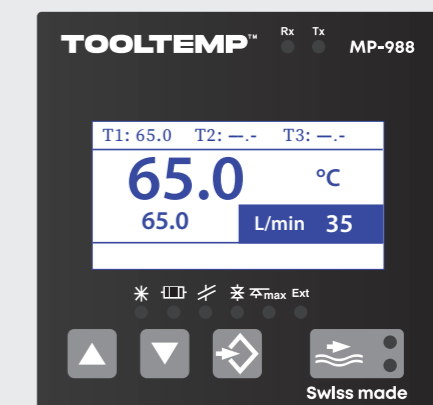
- Visual error messages
- Limit value monitoring in the event of excessive temperature deviation between setpoint and actual value
- Flow monitoring
- Optional control: tank temperature, return temperature or mould temperature
- Ramp control: 25 temperature points, 8 curves

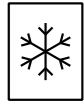
Interfaces

- Analog: 0-10 V, (0)4-20 mA, MP-988
- RS-485, RS-232, Current Loop, CAN, MP-988
- or Profibus
- or Profinet

Technical data

- Control voltage: 230 V
- Languages: numerical parameters





CLASSIC Cool TT-5'500 with heating

Product	Cooling capacity nominal	Temperature range	Ambient temperature up to	Refrigerating agent	Heating switchable	Content water tank	Pump system				Compressor	Condenser air-cooled	Condenser water-cooled	Air volume	Power consumption heating/cooling model	Controller	Temperature sensor	Flow control	Version without tank	Leakstopper device	Level control	Visual fault indications	Acoustic warning	Pressure regulation	0-10 V input/output	4-20 mA input	4-20 mA output	RS-232, RS-485, Current-Loop, CAN	Profibus interface	Profinet interface	Ethernet/IP	OPC-UA interface	Web interface (LAN cable, WiFi)
	kW	°C			kW	l	Motor	Max. pump pressure	Max. flow capacity	Max. flow capacity internal				m³/h	kW	MP-888	Pt100																
air-cooled																																	
CLASSIC Cool TT-5'500	5	+10°C to +40°C	+45°C	R-134a	5	25	E	0.75	4,5	75	-	hermetically sealed	■	-				■	-	■	■	■	■	-	■	■	□	□ ¹	□ ¹	□ ¹	-	-	-
CLASSIC Cool TT-5'500 LG	4.5	+10°C to +40°C	+45°C	R-1234yf	5	25	E	0.75	4,5	75	-	hermetically sealed	■	-				■	-	■	■	■	■	-	■	■	□	□ ¹	□ ¹	□ ¹	-	-	-
CLASSIC Cool TT-5'500 HP	6	+10°C to +30°C	+30°C	R-407c	5	25	E	0.75	4,5	75	-	hermetically sealed	■	-				■	-	■	■	■	■	-	■	■	□	□ ¹	□ ¹	□ ¹	-	-	-

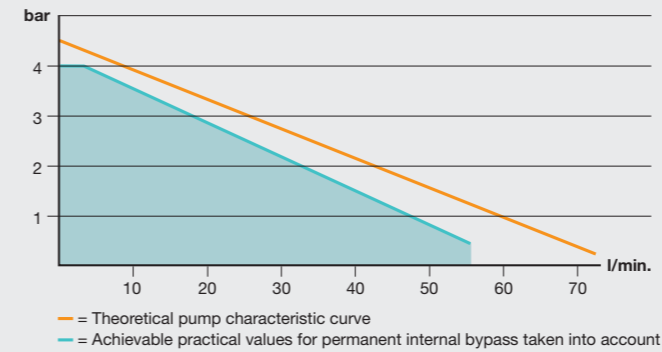
■ standard, □ optional, - not possible
¹ included in MP-988

Technical Data

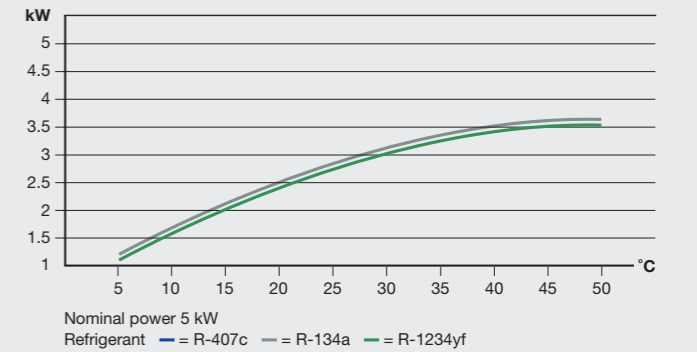
Connections	To/from mould Auto. water refill	¾" BSPP (G¾) female thread ¾" BSPP (G¾) female thread
Dimensions (LxWxH)	950x365x740 mm, incl. castors	
Noise level (in 3 m distance)	66 dBA	
Weight	115 kg empty	
Colour	Silvergray RAL 7001, optional: stainless steel housing, not varnished	
Installation	Inside, ventilation openings must be at least 10 cm clear	
Conductor cross-section of connection cable	200-240 V 380-480 V	6 mm² 2,5 mm²
Protection class device	IP44	
Labeling:	CE	



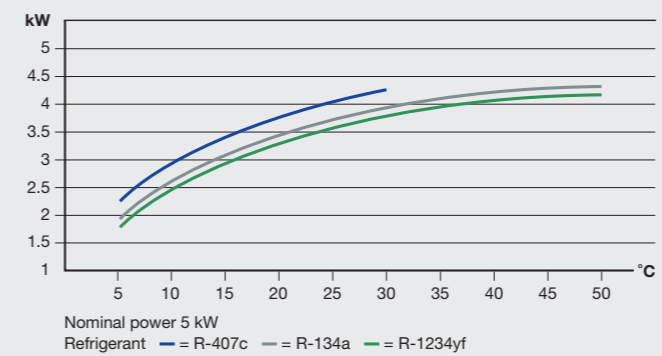
Pump capacity



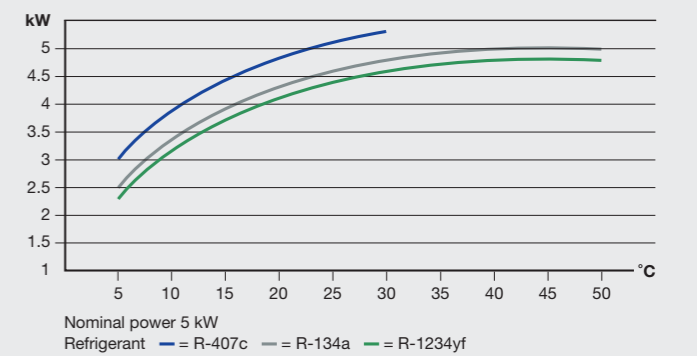
Ambient temperature 40 °C



Ambient temperature 25 °C



Ambient temperature 10 °C



On request: for refrigerators, there is the option of adjusting the minimum operating temperature. The reference values depend on the installation and the conditions on site.




CLASSIC Cool TT-14'500 with heating

Product	Cooling capacity nominal	Temperature range	Ambient temperature up to	Refrigerating agent	Heating switchable	Content water tank	Pump system	Motor	Max. pump pressure	Max. flow capacity	Max. flow capacity internal	Compressor	Condenser air-cooled	Condenser water-cooled	Air volume	Power consumption heating/cooling model	Controller	Temperature sensor	Flow control	Version without tank	Leakstopper device	Level control	Visual fault indications	Acoustic warning	Pressure regulation	0-10 V input/output	4-20 mA input	4-20 mA output	RS-232, RS-485, Current-Loop, CAN	Profibus interface	Profinet interface	Ethernet/IP	OPC-UA interface	Web interface (LAN cable, WiFi)
	kW	°C			kW	l		kW	bar	l/min.	l/min.				m³/h	kW																		
air-cooled																																		
CLASSIC Cool TT-14'500	14	+10°C to +40°C	+45°C	R-134a	6	50	H	1.5	8,5	75	-	■	-	-	2'850	8/5	MP-888	Pt100	■	-	-	■	■	■	-	■	■	□	□ ¹	□ ¹	□ ¹	-	-	-
CLASSIC Cool TT-14'500 LG	13	+10°C to +40°C	+45°C	R-1234yf	6	50	H	1.5	8,5	75	-	■	-	-	2'850	8/5	MP-888	Pt100	■	-	-	■	■	■	-	■	■	□	□ ¹	□ ¹	□ ¹	-	-	-
CLASSIC Cool TT-14'500 HP	17	+10°C to +30°C	+30°C	R-407c	6	50	H	1.5	8,5	75	-	■	-	-	2'850	8/5	MP-888	Pt100	■	-	-	■	■	■	-	■	■	□	□ ¹	□ ¹	□ ¹	-	-	-
water-cooled																																		
CLASSIC Cool TT-14'500	14	+10°C to +40°C	-	R-134a	6	50	H	1.5	8,5	75	-	-	■	-	-	8/5	MP-888	Pt100	■	-	-	■	■	■	-	■	■	□	□ ¹	□ ¹	□ ¹	-	-	-
CLASSIC Cool TT-14'500 LG	13	+10°C to +40°C	-	R-1234yf	6	50	H	1.5	8,5	75	-	-	■	-	-	8/5	MP-888	Pt100	■	-	-	■	■	■	-	■	■	□	□ ¹	□ ¹	□ ¹	-	-	-
CLASSIC Cool TT-14'500 HP	17	+10°C to +30°C	-	R-407c	6	50	H	1.5	8,5	75	-	-	■	-	-	8/5	MP-888	Pt100	■	-	-	■	■	■	-	■	■	□	□ ¹	□ ¹	□ ¹	-	-	-

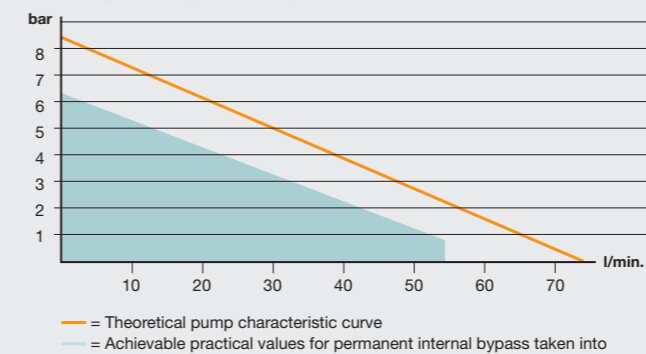
■ standard, □ optional, - not possible
¹ included in MP-988

Technical Data

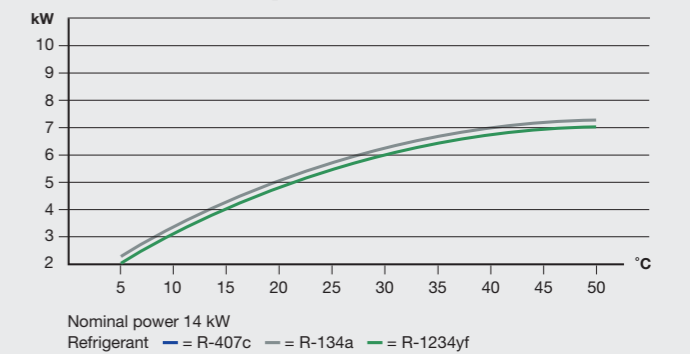
Connections	To/from mould Auto. water refill Drainage Cooling water (WK) Inlet Outlet	¾" BSPP (G¾) female thread ¾" BSPP (G¾) female thread ¾" BSPP (G¾) female thread ¾" BSPP (G¾) female thread (only at WK water-cooled) ¾" BSPP (G¾) female thread (only at WK water-cooled)
Dimensions (LxWxH)	950x660x1'300 mm, incl. castors	
Noise level (in 3 m distance)	68 dBA	
Weight	190 kg empty	
Colour	Silvergray RAL 7001, optional: stainless steel housing, not varnished	
Installation	Inside, ventilation openings must be at least 10 cm clear	
Conductor cross-section of connection cable	200-240 V 380-480 V	10 mm² 2.5 mm²
Protection class device	IP44	
Labeling	CE	



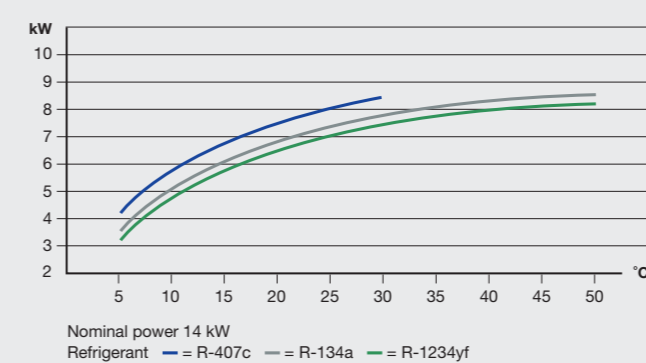
Pump capacity



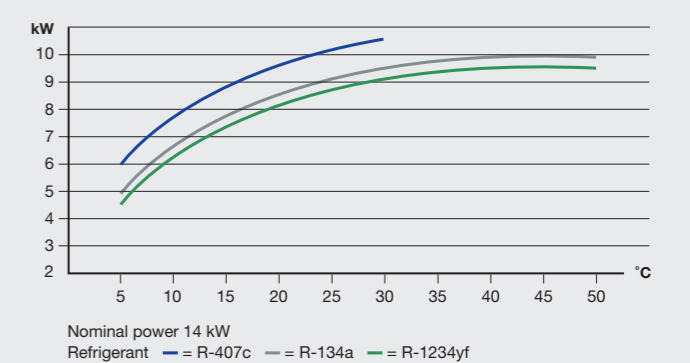
Ambient temperature 40 °C



Ambient temperature 25 °C



Ambient temperature 10 °C



On request: for refrigerators, there is the option of adjusting the minimum operating temperature. The reference values depend on the installation and the conditions on site.



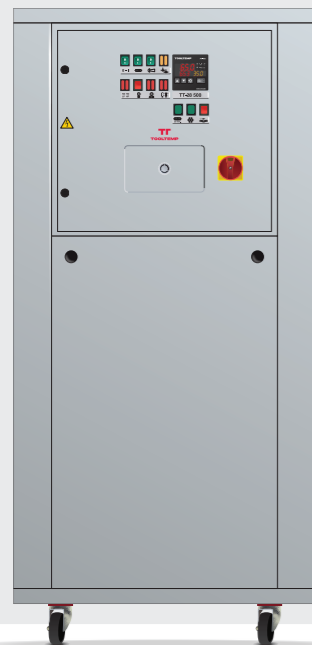
CLASSIC Cool TT-28'500 with heating

Product	Cooling capacity nominal	Temperature range	Ambient temperature up to	Refrigerating agent	Heating switchable	Content water tank	Pump system	Motor	Max. pump pressure	Max. flow capacity	Max. flow capacity internal	Compressor	Condenser air-cooled	Condenser water-cooled	Air volume	Power consumption heating/cooling model	Controller	Temperature sensor	Flow control	Version without tank	Leakstopper device	Level control	Visual fault indications	Acoustic warning	Pressure regulation	0-10 V input/output	4-20 mA input	4-20 mA output	RS-232, RS-485, Current-Loop, CAN	Profibus interface	Profinet interface	Ethernet/IP	OPC-UA interface	Web interface (LAN cable, WiFi)
	kW	°C			kW	l		kW	bar	l/min.	l/min.				m³/h	kW																		
air-cooled																																		
CLASSIC Cool TT-28'500	28	+10°C to +40°C	+45°C	R-134a	9	150	CR5-7	1.1	5	145	-	■	-	-	5'700	11.3/6	MP-888	Pt100	■	□	-	■	■	■	-	■	■	□	□ ¹	□ ¹	□ ¹	-	-	-
CLASSIC Cool TT-28'500 LG	25	+10°C to +40°C	+45°C	R-1234yf	9	150	CR5-7	1.1	5	145	-	■	-	-	5'700	11.3/6	MP-888	Pt100	■	□	-	■	■	■	-	■	■	□	□ ¹	□ ¹	□ ¹	-	-	-
CLASSIC Cool TT-28'500 HP	34	+10°C to +30°C	+30°C	R-407c	9	150	CR5-7	1.1	5	145	-	■	-	-	5'700	11.3/6	MP-888	Pt100	■	□	-	■	■	■	-	■	■	□	□ ¹	□ ¹	□ ¹	-	-	-
water-cooled																																		
CLASSIC Cool TT-28'500	28	+10°C to +40°C	-	R-134a	9	150	CR5-7	1.1	5	145	-	-	■	-	-	11.3/6	MP-888	Pt100	■	□	-	■	■	■	-	■	■	□	□ ¹	□ ¹	□ ¹	-	-	-
CLASSIC Cool TT-28'500 LG	25	+10°C to +40°C	-	R-1234yf	9	150	CR5-7	1.1	5	145	-	-	■	-	-	11.3/6	MP-888	Pt100	■	□	-	■	■	■	-	■	■	□	□ ¹	□ ¹	□ ¹	-	-	-
CLASSIC Cool TT-28'500 HP	34	+10°C to +30°C	-	R-407c	9	150	CR5-7	1.1	5	145	-	-	■	-	-	11.3/6	MP-888	Pt100	■	□	-	■	■	■	-	■	■	□	□ ¹	□ ¹	□ ¹	-	-	-

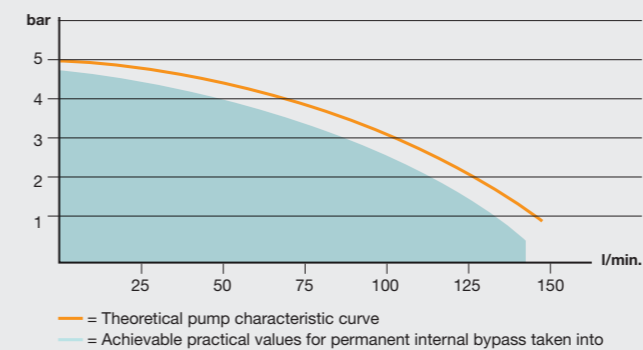
■ standard, □ optional, - not possible
¹ included in MP-988

Technical Data

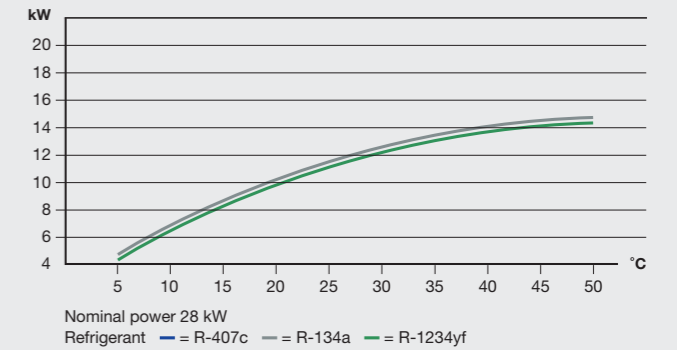
Connections	
To/from mould	1" BSPP (G1) female thread
Auto. water refill	¾" BSPP (G¾) female thread
Drainage	½" BSPP (G½) female thread
Cooling water (WK)	
Inlet	¾" BSPP (G¾) female thread (only at WK water-cooled)
Outlet	1" BSPP (G1) female thread (only at WK water-cooled)
Dimensions (LxWxH)	1'100x790x1'660 mm, incl. castors
Noise level (in 3 m distance)	68 dBA
Weight	330 kg empty
Colour	Silvergray RAL 7001
Installation	Inside, ventilation openings must be at least 10 cm clear
Conductor cross-section of connection cable	
200-240 V	10 mm²
380-480 V	4 mm²
Protection class device	IP44
Labeling	CE



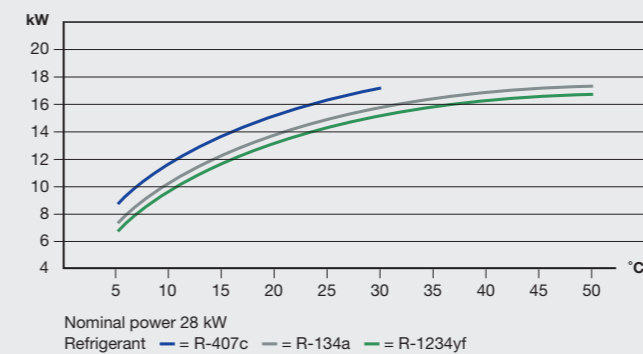
Pump capacity



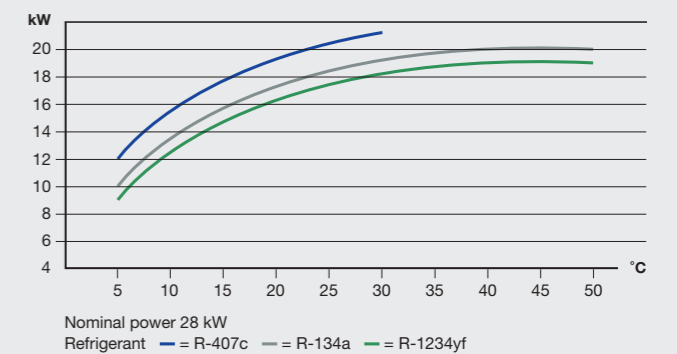
Ambient temperature 40 °C



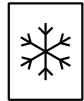
Ambient temperature 25 °C



Ambient temperature 10 °C



On request: for refrigerators, there is the option of adjusting the minimum operating temperature. The reference values depend on the installation and the conditions on site.



CLASSIC Cool TT-54'500 with heating

Product	Cooling capacity nominal	Temperature range	Ambient temperature up to	Refrigerating agent	Heating switchable	Content water tank	Pump system	Motor	Max. pump pressure	Max. flow capacity	Max. flow capacity internal	Compressor	Condenser air-cooled	Condenser water-cooled	Air volume	Power consumption heating/cooling model	Controller	Temperature sensor	Flow monitor	Flow control	Version without tank	Leakstopper device	Level control	Visual fault indications	Acoustic warning	Pressure regulation	0-10 V input/output	4-20 mA input	4-20 mA output	RS-232, RS-485, Current-Loop, CAN	Profibus interface	Profinet interface	Ethernet/IP	OPC-UA interface	Web interface (LAN cable, WiFi)		
	kW	°C			kW	l		kW	bar	l/min.	l/min.				m³/h	kW																					
air-cooled																																					
CLASSIC Cool TT-54'500	54	+10°C to +40°C	+45°C	R-134a	12	250	CR10-6	2.2	6,2	250	-	hermetically sealed	■	-	8'000	18/14	MP-888	Pt100	■	■	□	-	■	■	■	-	■	■	□	□ ¹	□ ¹	□ ¹	-	-	-		
CLASSIC Cool TT-54'500 HP	65	+10°C to +30°C	+30°C	R-407c	12	250	CR10-6	2.2	6,2	250	-	hermetically sealed	■	-	8'000	18/14	MP-888	Pt100	■	■	□	-	■	■	■	-	■	■	□	□ ¹	□ ¹	□ ¹	-	-	-		
water-cooled																																					
CLASSIC Cool TT-54'500	54	+10°C to +40°C	-	R-134a	12	250	CR10-6	2.2	6,2	250	-	hermetically sealed	-	■	-	18/14	MP-888	Pt100	■	■	□	-	■	■	■	-	■	■	□	□ ¹	□ ¹	□ ¹	-	-	-		
CLASSIC Cool TT-54'500 HP	65	+10°C to +30°C	-	R-407c	12	250	CR10-6	2.2	6,2	250	-	hermetically sealed	-	■	-	18/14	MP-888	Pt100	■	■	□	-	■	■	■	-	■	■	□	□ ¹	□ ¹	□ ¹	-	-	-		

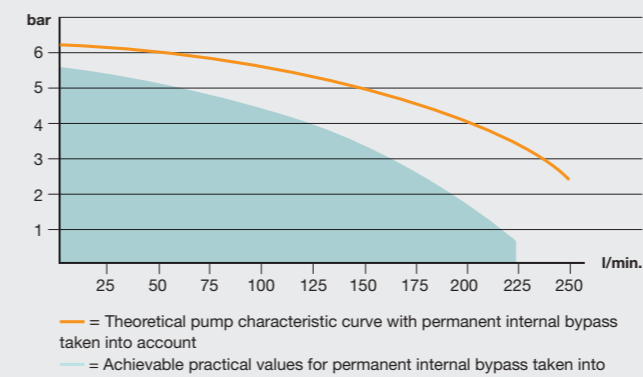
■ standard, □ optional, - not possible
¹ included in MP-988

Technical Data

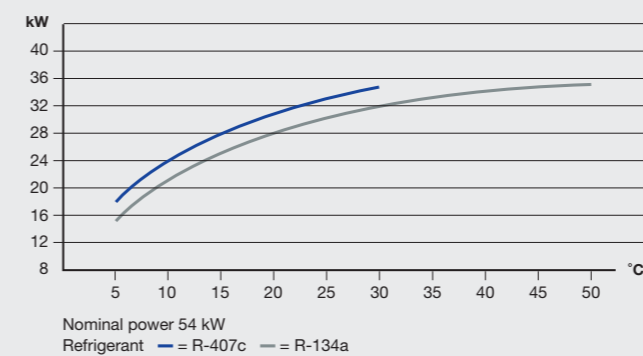
Connections	
To mould	1¼" BSPP (G1¼) female thread
From mould	1½" BSPP (G1½) female thread
Auto. water refill	¾" BSPP (G¾) female thread
Drainage	1" BSPP (G1) female thread
Cooling water (WK)	
Inlet	1" BSPP (G1) female thread (only at WK water-cooled)
Outlet	1" BSPP (G1) female thread (only at WK water-cooled)
Dimensions (LxWxH)	1'350x1'050x1'950 mm, incl. castors
Noise level (in 3 m distance)	65 dBA
Weight	585 kg empty
Colour	Silvergray RAL 7001
Installation	Inside, ventilation openings must be at least 10 cm clear
Conductor cross-section of connection cable 380-480 V	10 mm²
Protection class device	IP44
Labeling	CE



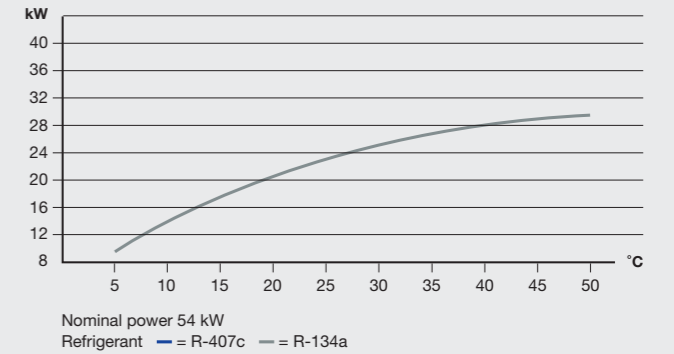
Pump capacity



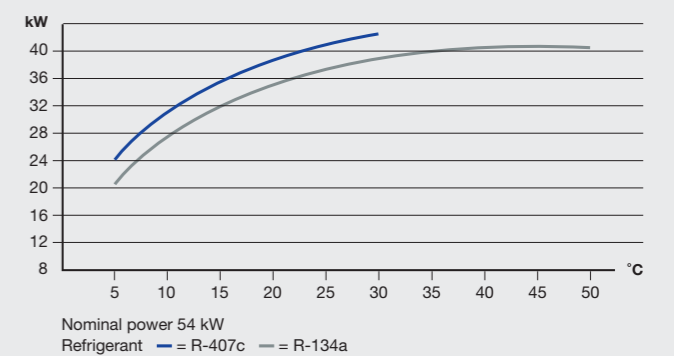
Ambient temperature 25 °C



Ambient temperature 40 °C



Ambient temperature 10 °C



On request: for refrigerators, there is the option of adjusting the minimum operating temperature. The reference values depend on the installation and the conditions on site.




CLASSIC Cool TT-108'000 without heating

Product	Cooling capacity nominal	Temperature range	Ambient temperature up to	Refrigerating agent	Heating switchable	Content water tank	Pump system	Motor	Max. pump pressure	Max. flow capacity	Max. flow capacity internal	Compressor	Condenser air-cooled	Condenser water-cooled	Air volume	Power consumption heating/cooling model	Controller	Temperature sensor	Durchflusswächter	Flow control	Version without tank	Leakstopper device	Level control	Visual fault indications	Acoustic warning	Pressure regulation	0-10 V input/output	4-20 mA input	4-20 mA output	RS-232, RS-485, Current-Loop, CAN	Profibus interface	Profinet interface	Ethernet/IP	OPC-UA interface	Web interface (LAN cable, WiFi)		
	kW	°C			kW	l		kW	bar	l/min.	l/min.				m³/h	kW																					
air-cooled																																					
CLASSIC Cool TT-108'000	108	+10°C to +40°C	+45°C	R-134a	<input type="checkbox"/>	360	CR10-6	2.2	6	100/200	200	hermetically sealed	<input checked="" type="checkbox"/>	<input type="checkbox"/>	2x8'000	-/35	MP-888	Pt100	<input checked="" type="checkbox"/>	<input type="checkbox"/>	<input type="checkbox"/>	<input type="checkbox"/>	<input checked="" type="checkbox"/>	<input checked="" type="checkbox"/>	<input checked="" type="checkbox"/>	<input type="checkbox"/>	<input checked="" type="checkbox"/>	<input checked="" type="checkbox"/>	<input type="checkbox"/>	<input type="checkbox"/>	<input type="checkbox"/>	<input type="checkbox"/>	<input type="checkbox"/>	<input type="checkbox"/>	<input type="checkbox"/>	<input type="checkbox"/>	
CLASSIC Cool TT-108'000 HP	130	+10°C to +30°C	+30°C	R-407c	<input type="checkbox"/>	360	CR10-6	2.2	6	100/200	200	hermetically sealed	<input checked="" type="checkbox"/>	<input type="checkbox"/>	2x8'000	-/35	MP-888	Pt100	<input checked="" type="checkbox"/>	<input type="checkbox"/>	<input type="checkbox"/>	<input type="checkbox"/>	<input checked="" type="checkbox"/>	<input checked="" type="checkbox"/>	<input checked="" type="checkbox"/>	<input type="checkbox"/>	<input checked="" type="checkbox"/>	<input checked="" type="checkbox"/>	<input type="checkbox"/>	<input type="checkbox"/>	<input type="checkbox"/>	<input type="checkbox"/>	<input type="checkbox"/>	<input type="checkbox"/>	<input type="checkbox"/>	<input type="checkbox"/>	
water-cooled																																					
CLASSIC Cool TT-108'000	108	+10°C to +40°C	-	R-134a	<input type="checkbox"/>	360	CR10-6	2.2	6	100/200	200	hermetically sealed	<input type="checkbox"/>	<input checked="" type="checkbox"/>	-	-/35	MP-888	Pt100	<input checked="" type="checkbox"/>	<input type="checkbox"/>	<input type="checkbox"/>	<input type="checkbox"/>	<input checked="" type="checkbox"/>	<input checked="" type="checkbox"/>	<input checked="" type="checkbox"/>	<input type="checkbox"/>	<input checked="" type="checkbox"/>	<input checked="" type="checkbox"/>	<input type="checkbox"/>	<input type="checkbox"/>	<input type="checkbox"/>	<input type="checkbox"/>	<input type="checkbox"/>	<input type="checkbox"/>	<input type="checkbox"/>	<input type="checkbox"/>	
CLASSIC Cool TT-108'000 HP	130	+10°C to +30°C	-	R-407c	<input type="checkbox"/>	360	CR10-6	2.2	6	100/200	200	hermetically sealed	<input type="checkbox"/>	<input checked="" type="checkbox"/>	-	-/35	MP-888	Pt100	<input checked="" type="checkbox"/>	<input type="checkbox"/>	<input type="checkbox"/>	<input type="checkbox"/>	<input checked="" type="checkbox"/>	<input checked="" type="checkbox"/>	<input checked="" type="checkbox"/>	<input type="checkbox"/>	<input checked="" type="checkbox"/>	<input checked="" type="checkbox"/>	<input type="checkbox"/>	<input type="checkbox"/>	<input type="checkbox"/>	<input type="checkbox"/>	<input type="checkbox"/>	<input type="checkbox"/>	<input type="checkbox"/>	<input type="checkbox"/>	

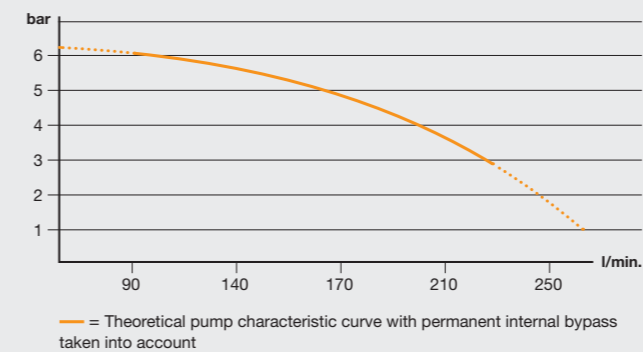
■ standard, □ optional, - not possible
¹ included in MP-988
 TT-108'500 with heating as standard

Technical Data

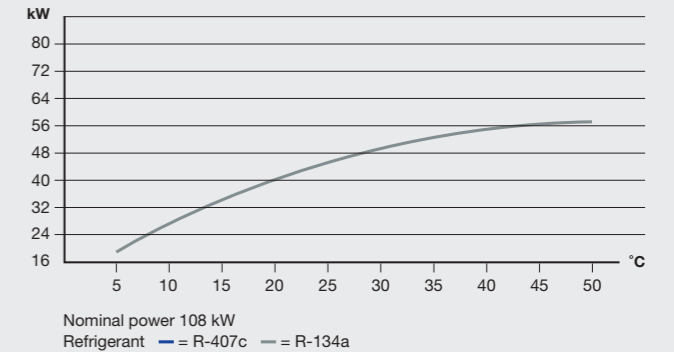
Connections	
To mould	1½" BSPP (G1½) female thread
From mould	2" BSPP (G2) female thread
Auto. water refill	¾" BSPP (G¾) female thread
Drainage	1" BSPP (G1) female thread
Cooling water (WK)	
Inlet	1" BSPP (G1) female thread (only at WK water-cooled)
Outlet	1" BSPP (G1) female thread (only at WK water-cooled)
Dimensions (LxWxH)	2'000x1'300x2'090 mm, incl. castors
Noise level (in 3 m distance)	70 dBA
Weight	1'160 kg empty
Colour	Silvergray RAL 7001
Installation	Inside, ventilation openings must be at least 10 cm clear
Conductor cross-section of connection cable 380-480 V	16 mm²
Protection class device	IP44
Labeling:	CE



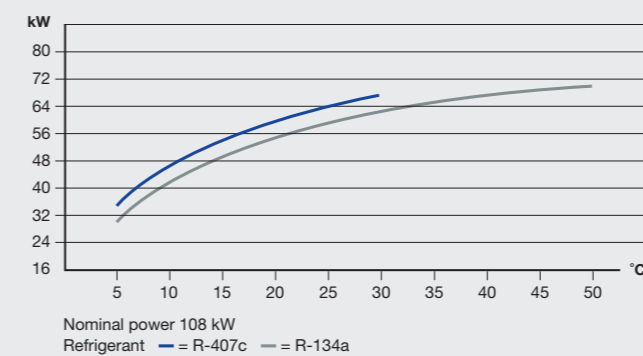
Pump capacity



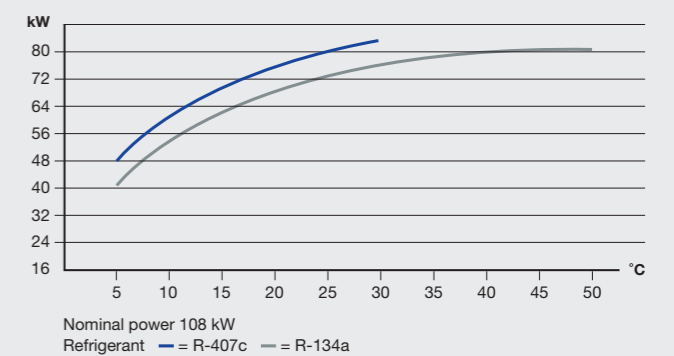
Ambient temperature 40 °C



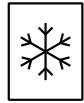
Ambient temperature 25 °C



Ambient temperature 10 °C



On request: for refrigerators, there is the option of adjusting the minimum operating temperature. The reference values depend on the installation and the conditions on site.



CLASSIC Cool TT-216'000

without heating

Product	Cooling capacity nominal	Temperature range	Ambient temperature up to	Refrigerating agent	Heating switchable	Content water tank	Pump system	Motor	Max. pump pressure	Max. flow capacity	Max. flow capacity internal	Compressor	Condenser air-cooled	Condenser water-cooled	Air volume	Power consumption heating/cooling model	Controller	Temperature sensor	Durchflusswächter	Flow control	Version without tank	Leakstopper device	Level control	Visual fault indications	Acoustic warning	Pressure regulation	0-10 V input/output	4-20 mA input	4-20 mA output	RS-232, RS-485, Current-Loop, CAN	Profibus interface	Profinet interface	Ethernet/IP	OPC-UA interface	Web interface (LAN cable, WiFi)		
	kW	°C			kW	l		kW	bar	l/min.	l/min.				m³/h	kW																					
air-cooled																																					
CLASSIC Cool TT-216'000	216	+10°C to +40°C	+45°C	R-134a	-	600	CR15-4	4	5	200/400	500	hermetically sealed	■	-	4x8'000	-/66	MP-888	Pt100	■	-	□	-	■	■	■	-	■	■	□	□ ¹	□ ¹	□ ¹	-	-	-		
CLASSIC Cool TT-216'000 HP	259	+10°C to +30°C	+30°C	R-407c	-	600	CR15-4	4	5	200/400	500	hermetically sealed	■	-	4x8'000	-/66	MP-888	Pt100	■	-	□	-	■	■	■	-	■	■	□	□ ¹	□ ¹	□ ¹	-	-	-		
water-cooled																																					
CLASSIC Cool TT-216'000	216	+10°C to +40°C	-	R-134a	-	600	CR15-4	4	5	200/400	500	hermetically sealed	-	■	-	-/66	MP-888	Pt100	■	-	□	-	■	■	■	-	■	■	□	□ ¹	□ ¹	□ ¹	-	-	-		
CLASSIC Cool TT-216'000 HP	259	+10°C to +30°C	-	R-407c	-	600	CR15-4	4	5	200/400	500	hermetically sealed	-	■	-	-/66	MP-888	Pt100	■	-	□	-	■	■	■	-	■	■	□	□ ¹	□ ¹	□ ¹	-	-	-		

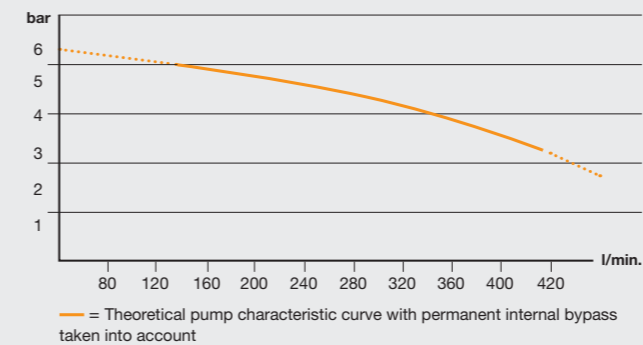
■ standard, □ optional, - not possible
¹ included in MP-988

Technical Data

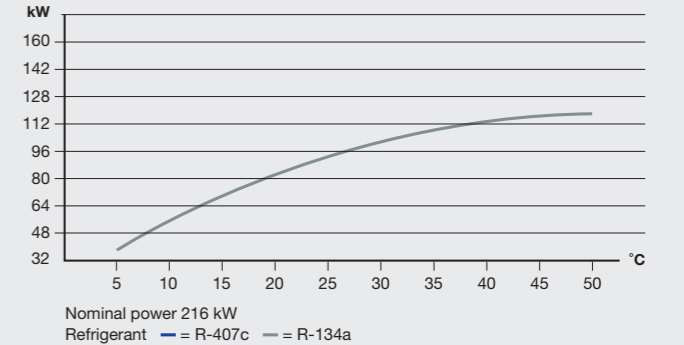
Connections	
To mould	2" BSPP (G2) female thread
From mould	2" BSPP (G2) female thread
Auto. water refill	¾" BSPP (G¾) female thread
Drainage	1" BSPP (G1) female thread
Cooling water (WK)	
Inlet	2" BSPP (G2) female thread (only at WK water-cooled)
Outlet	2" BSPP (G2) female thread (only at WK water-cooled)
Dimensions (LxWxH)	3'350x1'300x2'090 mm, incl. castors
Noise level (in 3 m distance)	70 dBA
Weight	2'040 kg empty
Colour	Silvergray RAL 7001
Installation	Inside, ventilation openings must be at least 10 cm clear
Conductor cross-section of connection cable	
380-480 V	35 mm ²
Protection class device	IP44
Labeling	CE



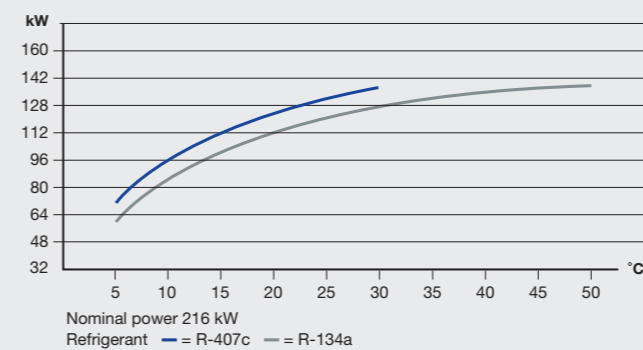
Pump capacity



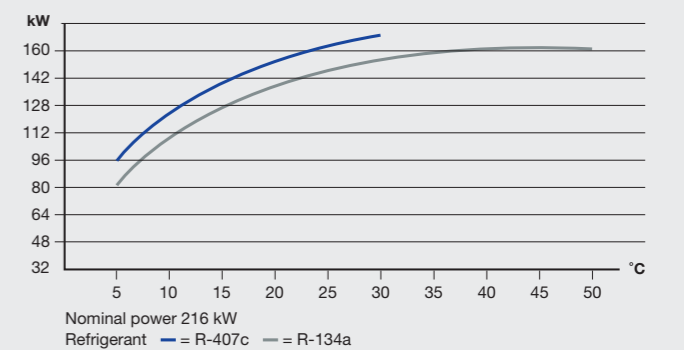
Ambient temperature 40 °C



Ambient temperature 25 °C



Ambient temperature 10 °C



On request: for refrigerators, there is the option of adjusting the minimum operating temperature. The reference values depend on the installation and the conditions on site.



CLASSIC TT-13'502

with heating, separate heating/cooling circuit

Product	Cooling capacity nominal kW	Temperature range °C	Ambient temperature up to	Refrigerating agent	Heating switchable kW	Content water tank l	Pump system	Motor kW	Max. pump pressure bar	Max. flow capacity l/min.	Max. flow capacity internal l/min.	Compressor	Condenser air-cooled	Condenser water-cooled	Air volume m³/h	Power consumption heating/cooling model kW	Controller	Temperature sensor	Durchflusswächter	Flow control	Version without tank	Leakstopper device	Level control	Visual fault indications	Acoustic warning	Pressure regulation	0-10 V input/output	4-20 mA input	4-20 mA output	RS-232, RS-485, Current-Loop, CAN	Profibus interface	Profinet interface	Ethernet/IP	OPC-UA interface	Web interface (LAN cable, WiFi)		
air-cooled																																					
CLASSIC TT-13'502																																					
Circuit 1 (cooling)	8	+10°C to +40°C	+45°C	R-134a	-	25	E	0.75	4,5	75	-	hermetically sealed	■	-	1700	-	MP-888	Pt100	-	-	-	-	■	■	■	-	■	■	□	-	-	-	-	-	-		
Circuit 2 (heating)	-	+10°C to +90°C	+45°C	-	2x6	25	E	0.75	4,5	75	-	-	-	-	-	-	Pt100	-	-	-	-	-	■	■	■	-	■	■	□	-	-	-	-	-	-		

■ standard, □ optional, - not possible


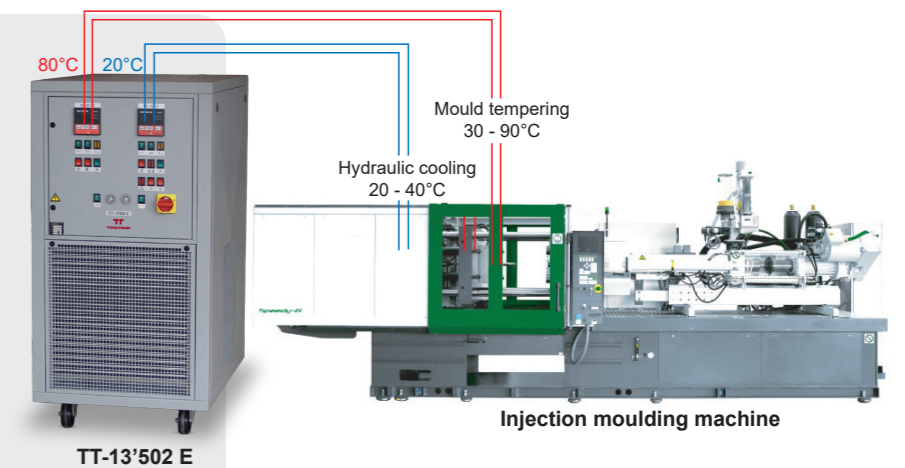
Technical Data

Connections	
To mould	¾" BSPP (G¾) female thread (for both circuits)
From mould	¾" BSPP (G¾) female thread (for both circuits)
Auto. water refill	¾" BSPP (G¾) female thread
Drainage	¾" BSPP (G¾) female thread (for both circuits)
Dimensions (LxWxH)	950x660x1'300 mm, incl. castors
Noise level (in 3 m distance)	68 dBA
Weight	220 kg empty
Colour	Silvergray RAL 7001
Installation	Inside, ventilation openings must be at least 10 cm clear
Conductor cross-section of connection cable	380-480 V 2.5 mm²
Protection class device	IP44
Labeling	CE

Example of use

The combined appliance has two independent circuits with different operating temperature ranges.

The temperature control circuit draws its cooling water directly from the cooling circuit, so that no additional water connection is required.



HERE FOR OUR CUSTOMERS

Tool-Temp AG

Industriestrasse 30
CH-8583 Sulgen
Schweiz

T +41 71 644 77 77

E info@tool-temp.ch

W tool-temp.ch