

TT-168 PHE

Water temperature control unit

Temperature control system with very high cooling capacity



Water up to 90°C

Heating capacity **12 kW | 18 kW**


Cooling capacity
50 kW @ 90°C indirect
130 kW @ 90°C PHE

Cooling system indirect

Applications:

12 kW: moulds up to 1'200 kg

18 kW: moulds up to 1'800 kg



Functions

- Self-optimizing temperature controller with temperature display 1/10°C – steps
- Display in °C or °F and l/min or gal/min
- Digital flow display and monitoring
- Automatic temperature control
- Switchover for temperature control on the mould
- Heating switchable in stages
- Pressure display
- Time limited water refill
- Automatic mould drainage
- Leakstopper device – operation in pressure and vacuum mode possible

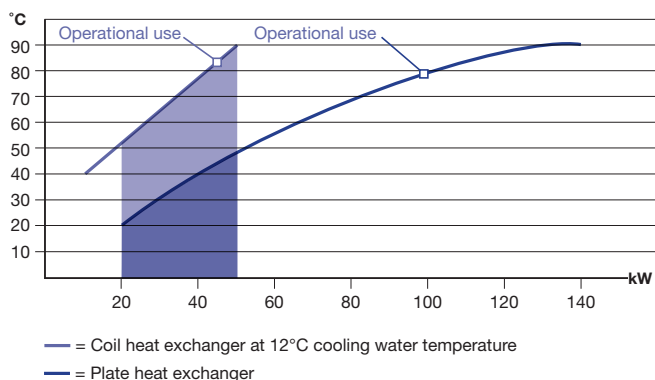
Construction

- Submersible sealless pump made from bronze
- With two cooling systems: coil and plate heat exchangers
- Limescale free heat exchanger
- Corrosion resistant device for a long service life
- All parts in contact with water are made of stainless steel or bronze
- Unit on castors

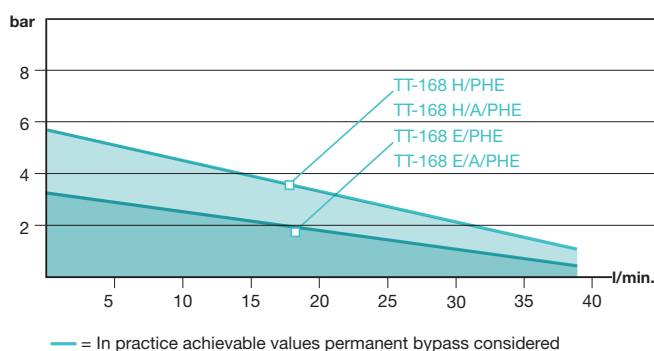
Safety features

- Level control for dry run protection
- Electronic temperature limitation and monitoring in the controller
- Mechanical safety thermostats
- Visual and acoustic fault indications
- Integrated circuit breakers
- Main switch, transformer and motor protection switch

Cooling capacity



Pump capacity



Technical data

Product attribute	Unit	TT-168 E/PHE	TT-168 H/PHE	TT-168 E/A/PHE	TT-168 H/A/PHE
Temperature range	°C	20°C up to 90°C with water			
Temperature control		Self-optimizing, electronic microprocessor controller MP-888 with digital display of the set and actual value. Automatic temperature monitoring.			
Flow control		Electronically, with digital display and automatic control of the minimum flow.			
Heating capacity	kW	12 kW	12 kW	18 kW	18 kW
Switchable in stages		3/9	3/9	9/9	9/9
Cooling capacity		Increased cooling capacity by switching to the plate heat exchanger Coil heat exchanger: 50 kW at 90°C – see diagram Plate heat exchanger: 130 kW at 90°C - see diagram			
Pump capacity					
Motor	kW	0,75 kW	1,5 kW	0,75 kW	1,5 kW
Pressure mode		Max. 4,0 bar Max. 60 l/min	Max. 7,0 bar Max. 60 l/min	Max. 4,0 bar Max. 60 l/min	Max. 7,0 bar Max. 60 l/min
Vacuum mode		Vacuum max. 8 mH ₂ O			
Filling amount		Min. 16 litres, max. 20 litres			
Connections		¾" BSP female thread Cooling water Inlet: With water filter 1" BSP female thread Outlet: 1" BSP male thread			
Dimensions (L×W×H)	mm	980×365×750 mm, incl. castors			
Weight	kg	Approx. 90 kg empty			
Colour		Silvergrey RAL 7001			